

## Installing Type to Learn 4 at Home

To install Type to Learn 4 at home, go to <http://ttl4.sunburst.com/downloads/>.



SCROLL DOWN the webpage until you see this:

### MAC Client

#### Web-Enabled(School to Home) & Network

These files are zipped and should automatically unpack on almost all OSX operating systems. Launch the installer by double-clicking on the contained file in your 'downloads' or 'documents' folder.

[Full TTL4 v1.2.1 Application - MAC\(944.65MB\)](#)

### Windows Client

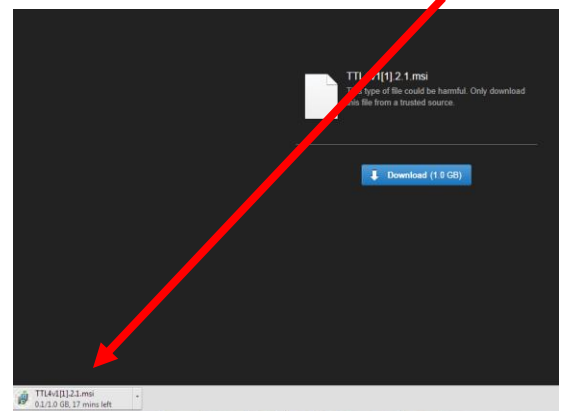
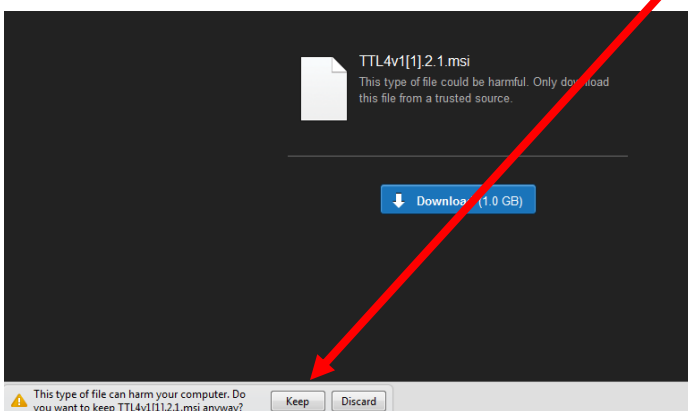
#### Web-Enabled(School to Home)

Please make sure to click "Save" when downloading the file rather than selecting "Open"

[Full TTL4 v1.2.1 Application - Windows\(1.01GB\)](#)

Select either the MAC Client or the WINDOWS Client.

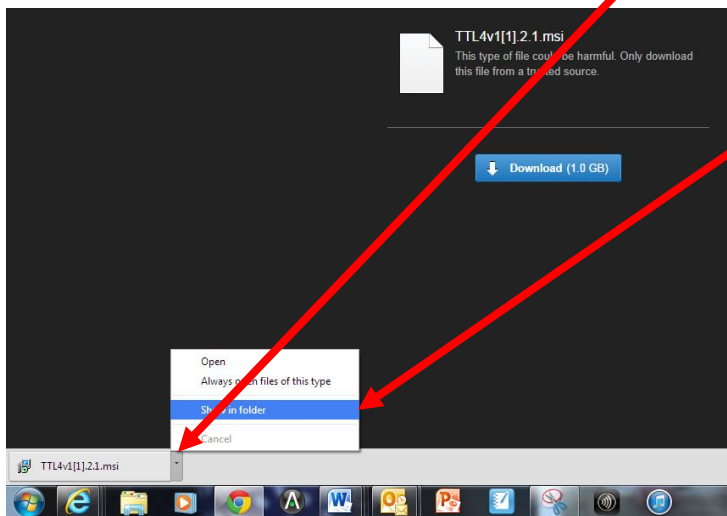
This screen will appear. At the bottom click **Keep**. The download will begin.



If the download does not begin, check to see if you have **popup blocker** turned on in your browser settings. If so, turn it **off**.

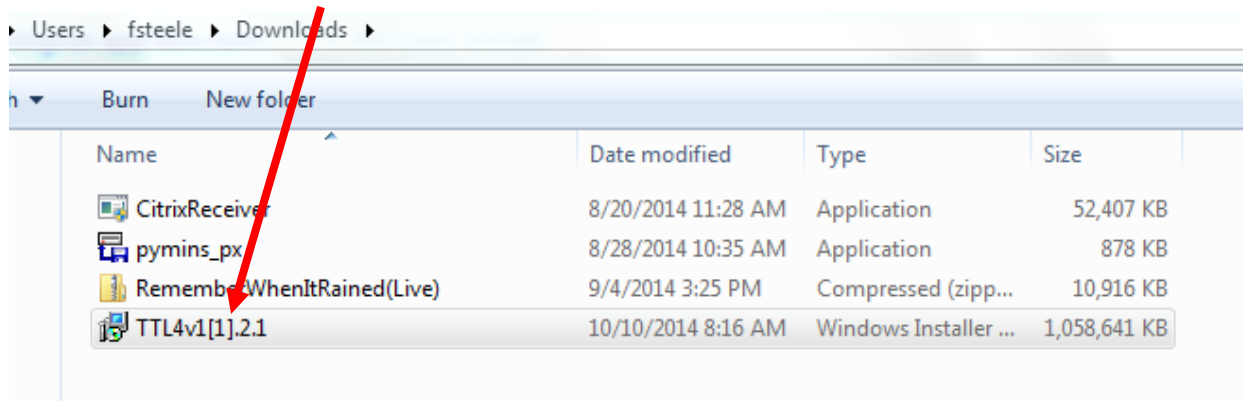
This file may take about 30 minutes to download with a high speed connection.

When the download is finished, click on the triangle and drag to **Show in folder**.

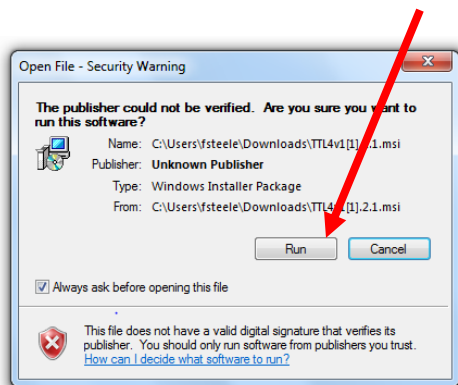


This will open to the folder where the file downloaded.

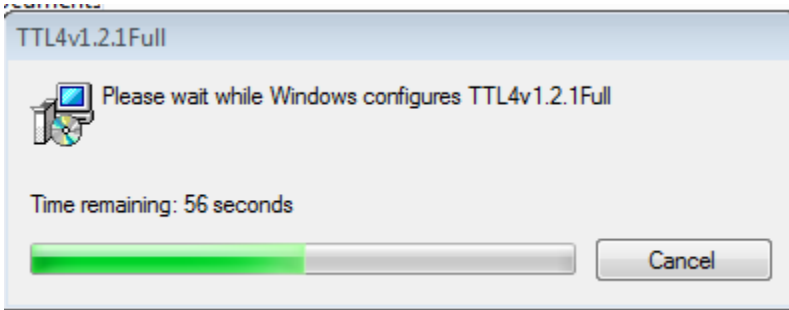
Double click on the file.



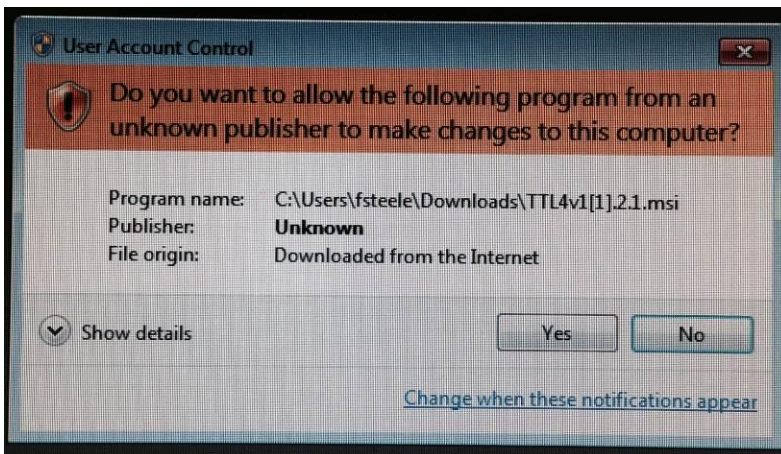
Click Run.



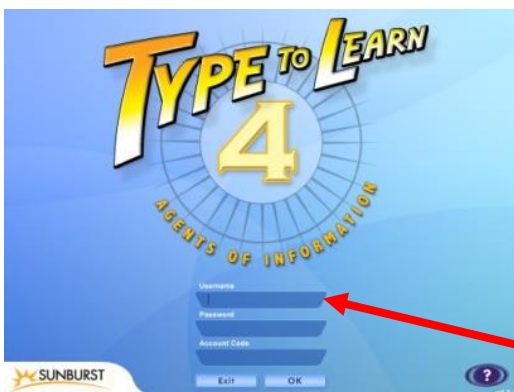
This step may take a few minutes:



Click **Yes**.



The installation process will continue until complete.



Your daughter's username is the same username she uses when logging into the CSG network at school – first initial and last name (a few students will have their middle initial as well if the username was already assigned to someone. )

The password is the word password (all lower case).

The account code is 116677. After login, click on the word BEGIN and have fun!